

How to Upload Healthcare-Associated Infection Data into the Hospital Quality Improvement Platform

Background:

To explore your hospital’s healthcare-associated infections (HAIs) performance, you just need to join HQI’s [National Healthcare Safety Network](#) (NHSN) group so we can import your hospital’s HAI data into the Hospital Quality Improvement Platform. This step takes about 10 minutes, only needs to be completed one time for the quarterly data uploads to occur automatically moving forward, and does not involve concerns about Protected Health Information (PHI) because the requested data are deidentified.

Your hospital is probably already a member of NHSN for purposes of providing data for various Centers for Medicare and Medicaid Services (CMS) [Quality Programs](#) (e.g., the [Hospital Inpatient Quality Reporting Program](#)). By joining our group you will be able to compare your quarterly standardized infection ratios (SIRs) for the following HAIs over time to peer hospitals and statewide or national benchmarks:

1. Central line-associated bloodstream infection (CLABSI)
2. Catheter-associated urinary tract infection (CAUTI)
3. Ventilator-associated events (VAE) total
4. Infection-related Ventilator-Associated Complications (IVAC) Plus
5. *Clostridium difficile* Infection (CDI) Laboratory-Identified Events
6. Methicillin-resistant *Staphylococcus aureus* (MRSA) Bacteremia Laboratory-Identified Events
7. Surgical site infection (SSI) – up to 39 different procedures

Additionally, the specific HAIs used in CMS’ [Hospital Acquired Condition Reduction Program](#) (HACRP) will be uploaded into the platform for purposes of estimating your hospital’s likely performance for this program. As such, HQI pulls NHSN data following the [Reporting Requirements and Deadlines in NHSN per CMS Current & Proposed Rules for Acute Care Facilities that participate in CMS Hospital IQR Program](#):

Infection Type	NHSN	Jan	Feb	Mar	Apr	May	Jun	Jul	Aug	Sep	Oct	Nov	Dec
CLABSI, CAUTI, CDI, MRSA, SSI, VAE/IVAC	Report period	Jan 1–Mar 31			Apr 1–Jun 30			Jul 1–Sep 30			Oct 1–Dec 31		
	Due date	Aug 15 of the same year			Nov 15 of the same year			Feb 15 of the following year			May 15 of the following year		

The instructions in this document tell you how to join HQI’s NHSN group so your hospital’s data will be uploaded into the Hospital Quality Improvement Platform and you can then take advantage of the platform’s various HAI-based analytics.

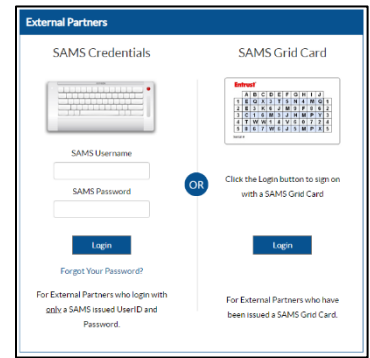
Before you Start:

1. Identify your hospital’s [NHSN Facility Administrator](#), which typically the hospital infection preventionist. This is the only person at your hospital with the ability to “confer rights to groups” (i.e., join our NHSN group) in the Centers for Disease Control and Prevention’s (CDC) Secure Access Management Services (SAMS) [Partner Portal](#). If the infection preventionist is not your NHSN Facility Administrator (or you do not know who it is), contact your infection control department and ask “Who does our infection reporting to NHSN for our hospital?” If all else fails, you can also contact NHSN Support (nhsn@cdc.gov) and ask them.
2. Once you’ve identified your hospital’s NHSN Facility Administrator, ask them follow the instructions on the following pages to complete Tasks A and B:

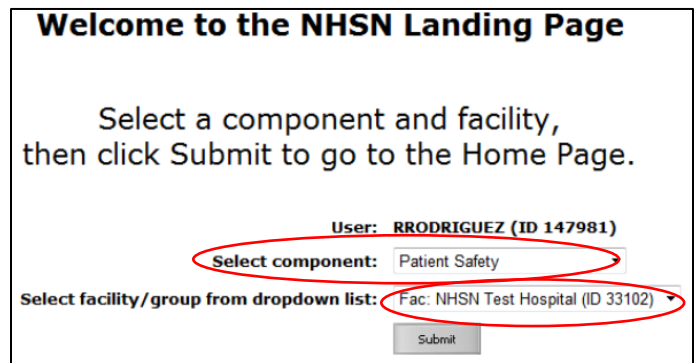
- A. Join the HQI NHSN group
- B. Review and approve HQI's "Confer Rights – Patient Safety" template

Instructions for Step A: Joining the HQI NHSN Group

1. Log into CDC [SAMS Partner Portal](#) using the username and password supplied by NHSN.

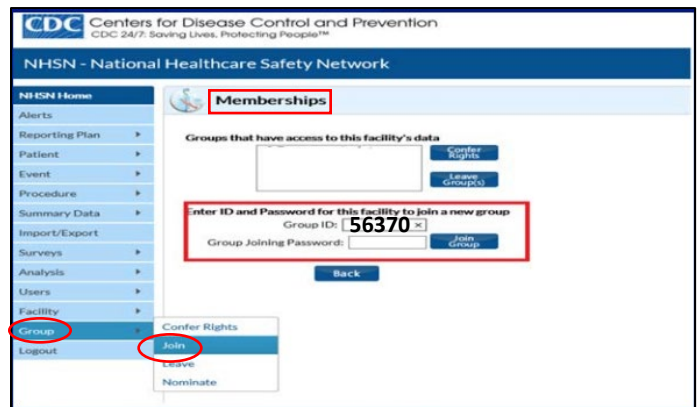


2. On the **Welcome to the NHSN Landing Page**, select **Patient Safety** in the **Select Component** dropdown box and select your hospital in the **Select Facility/Group** dropdown box.



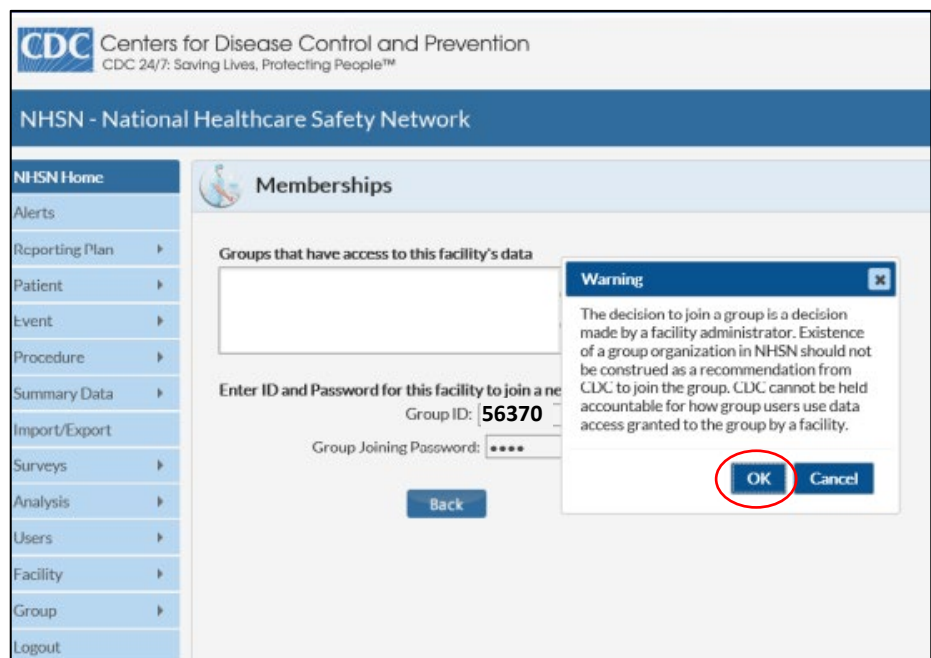
Then click the **Submit** button.

3. In the left hand column, click **Group**, and then **Join**. This will take you to the **Memberships** screen.
4. On the **Memberships** screen enter "56370" in the **Group ID** box and "Drive2zero2020!" (including the exclamation mark) in the **Group Joining Password** box. Then click the **Join Group** button.



5. A pop-up **Warning** message will appear telling you that you are about to join a group. Click the **Ok** button and you will be taken to the **Confer Rights – Patient Safety** screen.

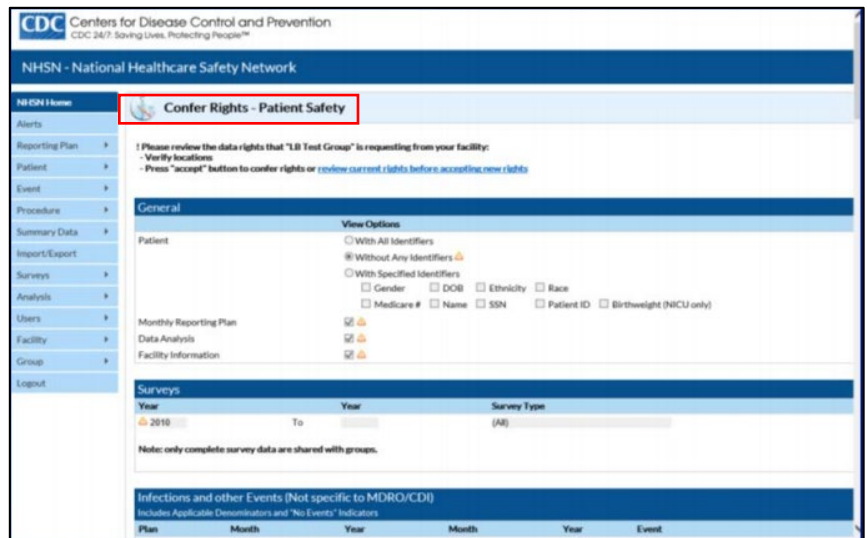
Continue with the instructions for Step B (next page) to confer rights and permit HQI to receive your HAI data.



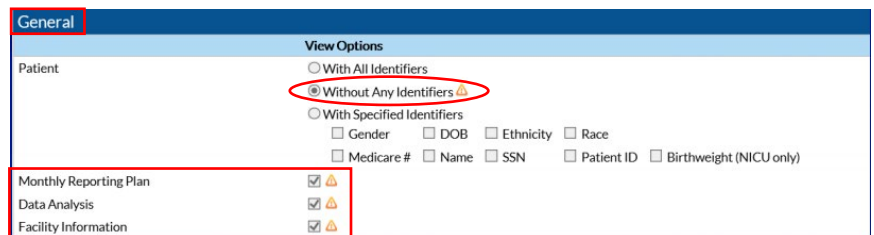
Instructions for Step B: Review and Approve HQI's "Confer Rights – Patient Safety" Template

1. On the **Confer Rights – Patient Safety** screen you can review the specific HAI data elements that HQI is requesting access to as a member of our NHSN Group.

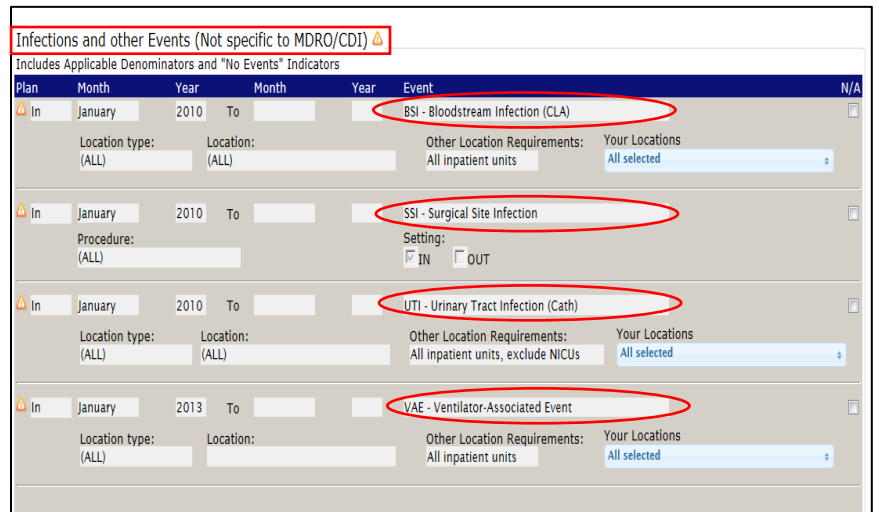
In the section titled **General**, the checked items are the data elements that HQI is requesting to access as a member of our NHSN group:



- A. Patient Without Any Identifiers
- B. Monthly Reporting Plan
- C. Data Analysis
- D. Facility Information



2. In the **Infections and Other Events** section, HQI is requesting to access to the HAIs shown in the table below:



	Infection / Event	From where?	Time frame	Note
A.	BSI (CLA) - Central-line associated bloodstream infection (CLABSI)	All inpatient locations	2015 through present	
B.	SSI - Surgical Site Infection	All inpatient locations	2015 through present	Access to data on all inpatient procedures
C.	UTI (Cath) - Catheter-associated urinary tract infections (CAUTI)	All inpatient locations except NICUs	2015 through present	
D.	VAE - Ventilator-associated events, including infections (IVAC)	All inpatient locations	2015 through present	

- If your facility has NICUs, please ensure these locations are excluded in the **UTI (Cath)** section. To do this, click the **Your Locations** dropdown box and uncheck any NICU

locations that are checked. In the example shown here, location **NQIWJK3 – WJK NICU** has been deselected, so HQI will not have access to CAUTI data from that NICU location.

Note: Ignore any error message that appears under **Your Locations** indicating “No locations meet criteria”.

- In the **Antimicrobial Use and Resistance** section, there are no data details provided because HQI is not requesting access to any of these data at this time.

- In the **MDRO/CDI Events** section, HQI is requesting facility-wide laboratory identified events from **2015 through present** for:
 - CDIF - C. difficile**
 - MRSA**

Ensure that the **Location Type** dropdown boxes for these events indicate

FACWIDE (facility-wide) and the **Location** dropdown boxes indicates **FACWIDEIN** (all inpatient units). For 2015, the **FACWIDEIN** location includes data from Emergency Departments and Observations Areas. The **Event Type** dropdown boxes should display **LABID** and **LABIDBlD** (blood) for CDIF and MRSA, respectively.

- Finally, click the **Accept** button at the bottom of the page. **You will receive a message indicating that you have successfully conferred data rights with the HQI NHSN Group.** The group name in your message will be **HQI (56370)**.



If you have any questions or problems, email us at HQIAnalytics@HQInstitute.org